

United States
Department of the Interior

BLM FIRE AND AVIATION MANAGEMENT

Bureau of Land Management
National Park Service
U.S. Fish and Wildlife Service

TASK BOOK FOR THE POSITIONS OF

Faller Class A (FALA)

Faller Class B (FALB)*

Faller Class C (FALC)

(*POSITION PERFORMANCE ON A WILDLAND OR
PRESCRIBED FIRE ASSIGNMENT REQUIRED)



February 2004

TASK BOOK ASSIGNED TO:

INDIVIDUAL'S NAME, DUTY STATION, AND PHONE NUMBER

FALLER CLASS A TASK BOOK INITIATED BY:

OFFICIAL'S NAME, TITLE, DUTY STATION, AND PHONE NUMBER

LOCATION AND DATE THAT TASK BOOK WAS INITIATED

The material contained in this book accurately defines the performance expected of the positions for which it was developed. This task book is approved for use as a position qualification document in accordance with the instructions contained herein.

FALLER CLASS A EVALUATOR

DO NOT COMPLETE THIS UNLESS YOU ARE RECOMMENDING THE TRAINEE FOR CERTIFICATION

**VERIFICATION / CERTIFICATION OF COMPLETED TASK BOOK
FOR THE POSITION OF**

FINAL EVALUATOR'S VERIFICATION

I verify that all tasks have been performed and are documented with appropriate initials.

I also verify that _____

has performed as a trainee and should therefore be considered for certification in this position.

FINAL EVALUATOR'S SIGNATURE AND DATE

EVALUATOR'S PRINTED NAME, TITLE, DUTY STATION, AND PHONE NUMBER

AGENCY CERTIFICATION

I certify that _____

has met all requirements for qualification in this position and that such qualification has been issued.

CERTIFYING OFFICIAL'S SIGNATURE AND DATE

CERTIFYING OFFICIAL'S NAME, TITLE, DUTY STATION, AND PHONE NUMBER

Additional copies of this publication may be downloaded from the BLM Fire Training web site:

<http://www.fire.blm.gov/training/blmtrng/blmtrng.html>

FALLER CLASS B EVALUATOR

DO NOT COMPLETE THIS UNLESS YOU ARE RECOMMENDING THE TRAINEE FOR CERTIFICATION

<p style="text-align: center;">VERIFICATION / CERTIFICATION OF COMPLETED TASK BOOK FOR THE POSITION OF</p> <hr/> <p style="text-align: center;">FINAL EVALUATOR'S VERIFICATION</p> <p>I verify that all tasks have been performed and are documented with appropriate initials.</p> <p>I also verify that _____</p> <p>has performed as a trainee and should therefore be considered for certification in this position.</p> <hr/> <p style="text-align: center;">FINAL EVALUATOR'S SIGNATURE AND DATE</p> <hr/> <p style="text-align: center;">EVALUATOR'S PRINTED NAME, TITLE, DUTY STATION, AND PHONE NUMBER</p>

<p style="text-align: center;">AGENCY CERTIFICATION</p> <p>I certify that _____</p> <p>has met all requirements for qualification in this position and that such qualification has been issued.</p> <hr/> <p style="text-align: center;">CERTIFYING OFFICIAL'S SIGNATURE AND DATE</p> <hr/> <p style="text-align: center;">CERTIFYING OFFICIAL'S NAME, TITLE, DUTY STATION, AND PHONE NUMBER</p>

Additional copies of this publication may be downloaded from the BLM Fire Training web site:

<http://www.fire.blm.gov/training/blmtrng/blmtrng.html>

FALLER CLASS C EVALUATOR

DO NOT COMPLETE THIS UNLESS YOU ARE RECOMMENDING THE TRAINEE FOR CERTIFICATION

**VERIFICATION / CERTIFICATION OF COMPLETED TASK BOOK
FOR THE POSITION OF**

FINAL EVALUATOR'S VERIFICATION

I verify that all tasks have been performed and are documented with appropriate initials.

I also verify that _____

has performed as a trainee and should therefore be considered for certification in this position.

FINAL EVALUATOR'S SIGNATURE AND DATE

EVALUATOR'S PRINTED NAME, TITLE, DUTY STATION, AND PHONE NUMBER

AGENCY CERTIFICATION

I certify that _____

has met all requirements for qualification in this position and that such qualification has been issued.

CERTIFYING OFFICIAL'S SIGNATURE AND DATE

CERTIFYING OFFICIAL'S NAME, TITLE, DUTY STATION, AND PHONE NUMBER

Additional copies of this publication may be downloaded from the BLM Fire Training web site:

<http://www.fire.blm.gov/training/blmtrng/blmtrng.html>

BLM FIRE AND AVIATION MANAGEMENT POSITION TASK BOOK

A Position Task Book (PTB) has been developed for the Class A, B, and C Faller. The PTB lists the performance requirements (tasks) for the specific position in a format that allows a trainee to be evaluated against written guidelines. Successful performance of all tasks, as observed and recorded by an evaluator, will result in a recommendation to the agency that the trainee be certified in that position.

Evaluation and confirmation of the trainee's performance of all the tasks may involve more than one evaluator and can occur on incidents, in classroom simulations, and in other work situations. It is important that performance be critically evaluated and accurately recorded by each evaluator. All tasks must be evaluated before recommending certification. All bullet statements within a task which require an action (contain an action verb) must be demonstrated before that task can be signed off.

A more detailed description of this process, definitions of terms, and responsibilities are included in the Wildland and Prescribed Fire Qualification System Guide, 310-1. A brief list of responsibilities also appears below.

RESPONSIBILITIES:

1. The **Home Unit** is responsible for:
 - Selecting trainees based on the needs of the home unit and higher levels.
 - Ensuring that the trainee meets the training and experience requirements included in the Interagency Standards for Fire and Fire Aviation Operations (Redbook).
 - Initiating PTBs to document task performance.
 - Explaining to the trainee the purpose and processes of the PTB as well as the trainee's responsibilities.
 - Providing opportunities for evaluation and/or making the trainee available for evaluation.
 - Providing an evaluator for local assignments.
 - Tracking progress of the trainee.
 - Confirming PTB completion.
 - Determining certification per local policy.
 - Issuing proof of certification.
2. The **Trainee** is responsible for:
 - Reviewing and understanding instructions in the PTB.
 - Identifying desired objectives/goals.
 - Providing background information to an evaluator.
 - Satisfactorily demonstrating completion of all tasks for an assigned position within three years.
 - Assuring the Evaluation Record is complete.
 - Notifying home unit personnel when the PTB is completed and providing a copy.

- Keeping the original PTB in personal records.
3. The **Evaluator** is responsible for:
- Understanding the Wildland and Prescribed Fire Qualifications System.
 - Being qualified and proficient in the position being evaluated.
 - Meeting with the trainee and determining past experience, current qualifications, and desired objectives/goals.
 - Reviewing tasks with the trainee.
 - Explaining to the trainee the evaluation procedures that will be utilized and which objectives may be attained.
 - Identifying tasks to be performed during the evaluation period.
 - Accurately evaluating and recording demonstrated performance of tasks. Satisfactory performance shall be documented by dating and initialing completion of the task. Unsatisfactory performance shall be documented in the Evaluation Record.
 - Completing the Evaluation Record found at the end of this PTB.
4. The **Final Evaluator** is responsible for:
- Signing the verification statement inside the front cover of the PTB when all Faller Class A tasks have been initialed and if the trainee is recommended for certification. The verification statement for the Class B and C Faller is located at the beginning of the tasks for each of these positions.
5. The **Incident Training Specialist** is responsible for:
- Identifying incident evaluation opportunities.
 - Assuring that trainees have met prerequisites.
 - Identifying and assigning a qualified evaluator that can provide a positive experience for the trainee, and making an accurate and honest appraisal of the trainee's performance.
 - Providing PTBs to approved trainees on the incident when home unit was unable to provide them.
 - Documenting the assignment.
 - Conducting progress reviews.
 - Conducting a closeout interview with the trainee and evaluator and assuring that documentation is proper and complete.
 - Notifying trainee's home unit.

QUALIFICATION RECORD

POSITION: FALLER CLASS A (FALA)

TASK	C O D E*	EVALUATION RECORD #	EVALUATOR: Initial & date upon completion of task
<p><u>GENERAL</u></p> <p>1. <u>Describe the elements of a Job Hazard Analysis (JHA) required for chain saw operations and apply to a given situation.</u></p> <ul style="list-style-type: none"> • Identify the task or procedure to be accomplished. • Identify hazards associated with the task or procedure: <ul style="list-style-type: none"> – Physical – Environmental – Chemical – Miscellaneous • Implement actions to reduce or eliminate hazards. • Identify first aid supplies/location and emergency evacuation procedures. 	O		

- *Code: O = task can be completed in any situation (classroom, simulation, prescribed fire, daily job, etc.)
 I = task must be performed on an incident (flood, fire, prescribed fire, search & rescue, planned event, etc.)
 W = task must be performed on a wildland fire incident
 /R = Rare event—the evaluation assignment may not provide opportunities to demonstrate performance. The evaluator may be able to determine skills/knowledge through interview or the home office may need to arrange for another assignment or a simulation.
 RX = task must be performed on a prescribed fire incident

QUALIFICATION RECORD

Continuation Sheet

POSITION: FALLER CLASS A (FALA)

TASK	C O D E*	EVALUATION RECORD #	EVALUATOR: Initial & date upon completion of task
<p>2. <u>Obtain and assemble materials needed for a chain saw operator's kit.</u> Kit will be assembled and prepared prior to receiving an assignment appropriate for the make and model of chain saw employed. Kit will contain critical items needed for the assignment and items needed for functioning during the first 48 hours. Kit will be easily transportable. The kit should include but is not limited to:</p> <ul style="list-style-type: none"> • Chain saw • Proper chaps • Chain saw files (both flat and round files) • Falling ax • Wedges • Srench • Falling horn • Extra chain • Proper chain saw fuel mix • Bar oil • Cleaning rags • Tuning screwdriver • Approved fuel container • Raker gauge • Sharpening jig • File guide • Tachometer • Miscellaneous chain saw parts (e-clips, bearings, spark plug, air filter, etc.) 	O		

- *Code: O = task can be completed in any situation (classroom, simulation, prescribed fire, daily job, etc.)
 I = task must be performed on an incident (flood, fire, prescribed fire, search & rescue, planned event, etc.)
 W = task must be performed on a wildland fire incident
 /R = Rare event—the evaluation assignment may not provide opportunities to demonstrate performance. The evaluator may be able to determine skills/knowledge through interview or the home office may need to arrange for another assignment or a simulation.
 RX = task must be performed on a prescribed fire incident

QUALIFICATION RECORD

Continuation Sheet

POSITION: FALLER CLASS A (FALA)

TASK	C O D E*	EVALUATION RECORD #	EVALUATOR: Initial & date upon completion of task
<p>3. <u>Describe and identify basic chain saw parts.</u> This may include but is not limited to the following items:</p> <ul style="list-style-type: none"> • Bar studs • Chain • Chain tensioner • Chain sprocket • Chain brake • Muffler and spark arrester • Spark plug • Starter grip/pull cord • Dogs • Handlebar/mounts and antivibration system • Hand guard/brake • Guide bar • Gunning sights • Rear handle/trigger handle • Throttle • Oiler adjustment screw • Throttle interlock • On/Off switch • Choke • Oil and fuel caps • Air filter • Tank vent • Clutch cover/needle bearing 	O		

- *Code: O = task can be completed in any situation (classroom, simulation, prescribed fire, daily job, etc.)
 I = task must be performed on an incident (flood, fire, prescribed fire, search & rescue, planned event, etc.)
 W = task must be performed on a wildland fire incident
 /R = Rare event—the evaluation assignment may not provide opportunities to demonstrate performance. The evaluator may be able to determine skills/knowledge through interview or the home office may need to arrange for another assignment or a simulation.
 RX = task must be performed on a prescribed fire incident

QUALIFICATION RECORD

Continuation Sheet

POSITION: FALLER CLASS A (FALA)

TASK	C O D E*	EVALUATION RECORD #	EVALUATOR: Initial & date upon completion of task
<p>4. <u>Describe and identify basic chain components.</u> This may include but is not limited to the following items:</p> <ul style="list-style-type: none"> • Cutting sequence <ul style="list-style-type: none"> – Standard – Semi-skip – Full skip • Cutter types <ul style="list-style-type: none"> – Chipper – Chisel <ul style="list-style-type: none"> ○ Round ○ Square – Semi-chisel • Tie straps • Drive links • Rivets • Master link • Depth gauge/raker 	O		
<p>5. <u>Identify the minimum specifications required when ordering a chain.</u></p> <ul style="list-style-type: none"> • Pitch • Gauge • Number of drivers 	O		

- *Code: O = task can be completed in any situation (classroom, simulation, prescribed fire, daily job, etc.)
 I = task must be performed on an incident (flood, fire, prescribed fire, search & rescue, planned event, etc.)
 W = task must be performed on a wildland fire incident
 /R = Rare event—the evaluation assignment may not provide opportunities to demonstrate performance. The evaluator may be able to determine skills/knowledge through interview or the home office may need to arrange for another assignment or a simulation.
 RX = task must be performed on a prescribed fire incident

QUALIFICATION RECORD

Continuation Sheet

POSITION: FALLER CLASS A (FALA)

TASK	C O D E*	EVALUATION RECORD #	EVALUATOR: Initial & date upon completion of task
<p>6. <u>Describe and identify basic guide bar types.</u> This may include but is not limited to the following items:</p> <ul style="list-style-type: none"> • Straight bar <ul style="list-style-type: none"> - Solid nose - Sprocket nose • Bow bar 	O		
<p>7. <u>Explain function, purpose, care and maintenance of personal protective equipment (PPE) required for chain saw operations.</u></p> <ul style="list-style-type: none"> • Agency approved hardhat • Eye protection • Appropriate gloves • Leather 8” minimum high boots with nonskid sole • Hearing protection (85 decibels or higher) • Long sleeve shirt (fireline operations, Nomex shirt required) • Long pants (fireline operations, Nomex pants required) • Chain saw chaps that extend 2” below boot tops • Bar cover • Fire shelter (for fireline operations) • Hand tools 	O		

- *Code: O = task can be completed in any situation (classroom, simulation, prescribed fire, daily job, etc.)
 I = task must be performed on an incident (flood, fire, prescribed fire, search & rescue, planned event, etc.)
 W = task must be performed on a wildland fire incident
 /R = Rare event—the evaluation assignment may not provide opportunities to demonstrate performance. The evaluator may be able to determine skills/knowledge through interview or the home office may need to arrange for another assignment or a simulation.
 RX = task must be performed on a prescribed fire incident

QUALIFICATION RECORD

Continuation Sheet

POSITION: FALLER CLASS A (FALA)

TASK	C O D E*	EVALUATION RECORD #	EVALUATOR: Initial & date upon completion of task
8. <u>Demonstrate correct field use of all required PPE during chain saw operations.</u>	O		
<u>CHAIN SAW MAINTENANCE</u>			
9. <u>Describe the proper procedures for maintaining a chain saw during typical chain saw operations.</u> <ul style="list-style-type: none"> • Identify external fasteners required to maintain chain saw components. • Demonstrate the ability to remove the drive sprocket cover and bar, properly clean, reassemble, and tension the chain. • Describe the methods used to adjust the tuning of the chain saw carburetor with tachometer. • Clean the chain saw in field operational environments. • Ensure proper function of the automatic oiler. • Identify daily, weekly, and monthly chain saw maintenance requirements. • Ensure all chain saw safety features are in place and functional. This may include but is not limited to: <ul style="list-style-type: none"> – Chain brake – Tip guard – Spark arrestor – Antivibration system – Throttle lock • Determine that the chain saw is in safe working condition prior to use. 	O		

- *Code: O = task can be completed in any situation (classroom, simulation, prescribed fire, daily job, etc.)
 I = task must be performed on an incident (flood, fire, prescribed fire, search & rescue, planned event, etc.)
 W = task must be performed on a wildland fire incident
 /R = Rare event—the evaluation assignment may not provide opportunities to demonstrate performance. The evaluator may be able to determine skills/knowledge through interview or the home office may need to arrange for another assignment or a simulation.
 RX = task must be performed on a prescribed fire incident

QUALIFICATION RECORD

Continuation Sheet

POSITION: FALLER CLASS A (FALA)

TASK	C O D E*	EVALUATION RECORD #	EVALUATOR: Initial & date upon completion of task
10. <u>Describe maintenance procedures and lubrication requirements of the guide bar.</u>	O		
11. <u>Describe maintenance procedures and lubrication requirements of the saw chain.</u>	O		
12. <u>Inspect and clean chain saw air filter.</u> <ul style="list-style-type: none"> • Ensure that choke is closed before air filter removal. • Follow the manufacturer's recommendations for cleaning the air filter and determining when it needs to be replaced. 	O		
13. <u>Demonstrate proper methods for sharpening a chain using required PPE and tools.</u> <ul style="list-style-type: none"> • Sharpening jig • File guide 	O		

- *Code: O = task can be completed in any situation (classroom, simulation, prescribed fire, daily job, etc.)
 I = task must be performed on an incident (flood, fire, prescribed fire, search & rescue, planned event, etc.)
 W = task must be performed on a wildland fire incident
 /R = Rare event—the evaluation assignment may not provide opportunities to demonstrate performance. The evaluator may be able to determine skills/knowledge through interview or the home office may need to arrange for another assignment or a simulation.
 RX = task must be performed on a prescribed fire incident

QUALIFICATION RECORD

Continuation Sheet

POSITION: FALLER CLASS A (FALA)

TASK	C O D E*	EVALUATION RECORD #	EVALUATOR: Initial & date upon completion of task
<p>14. <u>Identify and discuss potential mechanical problems and solutions.</u> This may include but is not limited to:</p> <ul style="list-style-type: none"> • Poor cutting with chain. • Engine will not start. • Carburetor out of adjustment. • Chain stays in motion while idling. • Engine cuts out during operation. 	O		
<p>15. <u>Demonstrate proper methods for fueling a chain saw.</u></p> <ul style="list-style-type: none"> • Determine proper mix ratio of fuel for chain saw. • Properly mix fuel for chain saw. • Fuel chain saw according to agency standards. • Describe approved handling and transportation procedures for chain saw fuel and oils. • Describe proper disposal methods of chain saw fuel and oils in the field and at home unit. • Demonstrate safe purging procedures. 	O		

- *Code: O = task can be completed in any situation (classroom, simulation, prescribed fire, daily job, etc.)
 I = task must be performed on an incident (flood, fire, prescribed fire, search & rescue, planned event, etc.)
 W = task must be performed on a wildland fire incident
 /R = Rare event—the evaluation assignment may not provide opportunities to demonstrate performance. The evaluator may be able to determine skills/knowledge through interview or the home office may need to arrange for another assignment or a simulation.
 RX = task must be performed on a prescribed fire incident

QUALIFICATION RECORD

Continuation Sheet

POSITION: FALLER CLASS A (FALA)

TASK	C O D E*	EVALUATION RECORD #	EVALUATOR: Initial & date upon completion of task
<p><u>CHAIN SAW SITUATIONAL AWARENESS (SIZEUP)</u></p> <p>16. <u>Describe personal safety considerations and attitudes (risk management) when undertaking chain saw operations.</u> This may include but is not limited to:</p> <ul style="list-style-type: none"> • Job complacency • Confidence level • Assignment refusal • Qualification for assignment • Distractions • Proper PPE 	O		
<p>17. <u>Identify and discuss physical considerations that affect chain saw operations.</u> This may include but is not limited to:</p> <ul style="list-style-type: none"> • Physical conditioning • Fatigue • Time of day • Work rest cycles 	O		
<p>18. <u>Identify and discuss environmental considerations that affect chain saw operations.</u> This may include but is not limited to:</p> <ul style="list-style-type: none"> • Smoke • Weather • Light conditions • Insects 	O		

- *Code: O = task can be completed in any situation (classroom, simulation, prescribed fire, daily job, etc.)
 I = task must be performed on an incident (flood, fire, prescribed fire, search & rescue, planned event, etc.)
 W = task must be performed on a wildland fire incident
 /R = Rare event—the evaluation assignment may not provide opportunities to demonstrate performance. The evaluator may be able to determine skills/knowledge through interview or the home office may need to arrange for another assignment or a simulation.
 RX = task must be performed on a prescribed fire incident

QUALIFICATION RECORD

Continuation Sheet

POSITION: FALLER CLASS A (FALA)

TASK	C O D E*	EVALUATION RECORD #	EVALUATOR: Initial & date upon completion of task
<p>19. <u>Analyze a felling assignment for safety and efficiency considerations.</u></p> <ul style="list-style-type: none"> • Tree characteristics <ul style="list-style-type: none"> - Species - Live or dead - Sound/soft - Direction and degree of lean - Weight distribution • Soundness/defects <ul style="list-style-type: none"> - Fire/insect damage - Multiple tops - Widow makers - Bark soundness - Deformities - Splits and frost cracks • Base of the tree <ul style="list-style-type: none"> - Soundness of root system - Conks and mushrooms • Surrounding terrain <ul style="list-style-type: none"> - Steepness - Rocks - Draws and ridges • Immediate work area <ul style="list-style-type: none"> - Walk the intended lay <ul style="list-style-type: none"> ○ Consequences of lay ○ People ○ Roads ○ Vehicles ○ Hazards ○ Snags in area ○ Footing ○ Escape routes/safe zones 	O		

- *Code: O = task can be completed in any situation (classroom, simulation, prescribed fire, daily job, etc.)
 I = task must be performed on an incident (flood, fire, prescribed fire, search & rescue, planned event, etc.)
 W = task must be performed on a wildland fire incident
 /R = Rare event—the evaluation assignment may not provide opportunities to demonstrate performance. The evaluator may be able to determine skills/knowledge through interview or the home office may need to arrange for another assignment or a simulation.
 RX = task must be performed on a prescribed fire incident

QUALIFICATION RECORD

Continuation Sheet

POSITION: FALLER CLASS A (FALA)

TASK	C O D E*	EVALUATION RECORD #	EVALUATOR: Initial & date upon completion of task
<p>20. <u>Analyze a bucking and limbing assignment for safety and efficiency considerations.</u></p> <ul style="list-style-type: none"> • Percent of slope/incline • Potential rolling, sliding, binding, tension, and compression • Spring poles • Root wads • Hazards • Escape routes/safe zones • Material placement 	O		
<p><u>CHAIN SAW SAFETY</u></p> <p>21. <u>Describe established procedures for safe chain saw operations for a Faller Class A (up to 8-inch dbh).</u></p> <ul style="list-style-type: none"> • Handle chain saw safely during transportation in vehicles and on foot. • Follow approved chain saw starting and handling procedures. • Correctly mitigate hazards or decline the assignment. • Follow safety briefing components while performing chain saw operation. Maintain identified LCES standards. • Identify safe work spacing for sawyer and swamper (control the cutting area of two and one-half tree lengths). • Describe the relationships of the face and back cuts and the purpose of the holding/hinge wood. • Describe procedures for plumbing and gunning a tree. • Describe wedging procedures. 	O		

- *Code: O = task can be completed in any situation (classroom, simulation, prescribed fire, daily job, etc.)
 I = task must be performed on an incident (flood, fire, prescribed fire, search & rescue, planned event, etc.)
 W = task must be performed on a wildland fire incident
 /R = Rare event—the evaluation assignment may not provide opportunities to demonstrate performance. The evaluator may be able to determine skills/knowledge through interview or the home office may need to arrange for another assignment or a simulation.
 RX = task must be performed on a prescribed fire incident

QUALIFICATION RECORD

Continuation Sheet

POSITION: FALLER CLASS A (FALA)

TASK	C O D E*	EVALUATION RECORD #	EVALUATOR: Initial & date upon completion of task
22. <u>Identify and explain hazards and reactive forces during a cutting operation.</u> <ul style="list-style-type: none"> • Spring poles • Root wads • Kickback • Top bind • Side bind • End bind • Bottom bind • Tension and compression 	O		
<p><u>CUTTING OPERATIONS</u></p> 23. <u>Receive and understand a briefing from the appropriate supervisor on cutting operations.</u> <ul style="list-style-type: none"> • Job Hazard Analysis • Project parameters 	O		

- *Code: O = task can be completed in any situation (classroom, simulation, prescribed fire, daily job, etc.)
 I = task must be performed on an incident (flood, fire, prescribed fire, search & rescue, planned event, etc.)
 W = task must be performed on a wildland fire incident
 /R = Rare event—the evaluation assignment may not provide opportunities to demonstrate performance. The evaluator may be able to determine skills/knowledge through interview or the home office may need to arrange for another assignment or a simulation.
 RX = task must be performed on a prescribed fire incident

QUALIFICATION RECORD

Continuation Sheet

POSITION: FALLER CLASS A (FALA)

TASK	C O D E*	EVALUATION RECORD #	EVALUATOR: Initial & date upon completion of task
<p>24. <u>Demonstrate proper chain saw handling and cutting techniques to safely and efficiently accomplish a limbing operation (up to 8-inch dbh) applying chain saw situational awareness (sizeup).</u></p> <ul style="list-style-type: none"> • Work plan verbalization • Swamper briefing • Escape routes and safe zones • Overhead and ground hazard analysis • Spring poles and tension/compression analysis • Work area preparation • Cutting area control • Body positioning • Thumb placement • Bar tip use • Over/under reaching avoidance • Power head (below shoulder height) • Limb removal sequence • Kickback avoidance • Foot travel with chain saw • Gunning sight use • Plumb bob use • Chain brake use 	O		

- *Code: O = task can be completed in any situation (classroom, simulation, prescribed fire, daily job, etc.)
 I = task must be performed on an incident (flood, fire, prescribed fire, search & rescue, planned event, etc.)
 W = task must be performed on a wildland fire incident
 /R = Rare event—the evaluation assignment may not provide opportunities to demonstrate performance. The evaluator may be able to determine skills/knowledge through interview or the home office may need to arrange for another assignment or a simulation.
 RX = task must be performed on a prescribed fire incident

QUALIFICATION RECORD

Continuation Sheet

POSITION: FALLER CLASS A (FALA)

TASK	C O D E*	EVALUATION RECORD #	EVALUATOR: Initial & date upon completion of task
<p>25. <u>Demonstrate proper chain saw handling and cutting techniques to successfully accomplish a bucking operation (up to 8-inch dbh) applying chain saw situational awareness (sizeup).</u></p> <ul style="list-style-type: none"> • Work plan verbalization • Swamper briefing • Overhead and ground hazard analysis • Escape routes and safe zones • Bind/tension-compression analysis • Work area preparation • Thumb placement • Wedge/pie cut use • Cut sequence • Kerf observation • Release cut movement • Multiple bind situations • Drop cutting • Spring poles – tension/compression analysis • Kickback avoidance • Bar tip use • Chain brake use • Foot travel with chain saw 	O		

- *Code: O = task can be completed in any situation (classroom, simulation, prescribed fire, daily job, etc.)
 I = task must be performed on an incident (flood, fire, prescribed fire, search & rescue, planned event, etc.)
 W = task must be performed on a wildland fire incident
 /R = Rare event—the evaluation assignment may not provide opportunities to demonstrate performance. The evaluator may be able to determine skills/knowledge through interview or the home office may need to arrange for another assignment or a simulation.
 RX = task must be performed on a prescribed fire incident

QUALIFICATION RECORD

Continuation Sheet

POSITION: FALLER CLASS A (FALA)

TASK	C O D E*	EVALUATION RECORD #	EVALUATOR: Initial & date upon completion of task
26. <u>Demonstrate proper chain saw handling and cutting techniques to successfully accomplish a falling operation (up to 8-inch dbh) applying chain saw situational awareness (sizeup).</u> <ul style="list-style-type: none"> • Work plan verbalization • Swamper briefing • Go/No go decision/walk away • Plumb lean – determine lay • Escape routes, alternatives and safe zones identification and preparation • Work area preparation • Undercutting – gunning or horizontal cut • Gunning sights use • Sloping cut • Back cut • Procedure alteration (if necessary) • Body positioning • Warning shout • Escape route/safety zone use 	O		
27. <u>Perform stump analysis.</u> <ul style="list-style-type: none"> • Lay of the tree (desired/other lay) • Undercut position • Sloping cut position • Face cut angle • Back cut • Dutchman (one/both corners) • Holding/hinge wood • Undercut as a whole 	O		

- *Code: O = task can be completed in any situation (classroom, simulation, prescribed fire, daily job, etc.)
 I = task must be performed on an incident (flood, fire, prescribed fire, search & rescue, planned event, etc.)
 W = task must be performed on a wildland fire incident
 /R = Rare event—the evaluation assignment may not provide opportunities to demonstrate performance. The evaluator may be able to determine skills/knowledge through interview or the home office may need to arrange for another assignment or a simulation.
 RX = task must be performed on a prescribed fire incident

FALLER CLASS B

TASK BOOK ASSIGNED TO:
INDIVIDUAL'S NAME, DUTY STATION, AND PHONE NUMBER FALLER CLASS B TASK BOOK INITIATED BY:
OFFICIAL'S NAME, TITLE, DUTY STATION, AND PHONE NUMBER
LOCATION AND DATE THAT TASK BOOK WAS INITIATED

QUALIFICATION RECORD

POSITION: FALLER CLASS B (FALB)

TASK	C O D E*	EVALUATION RECORD #	EVALUATOR: Initial & date upon completion of task
ADDITIONAL SPECIFIC TASKS FOR FALLER CLASS B.			
<p><u>CHAIN SAW MAINTENANCE AND TROUBLESHOOTING</u></p> <p>28. <u>Demonstrate proficiency in chain saw mechanics and maintenance sufficient for project and fireline assignments.</u></p> <ul style="list-style-type: none"> • Demonstrate use of chain saw safety features. Ensure all chain saw safety features are in place and functional. • Troubleshoot performance problems and correct minor mechanical problems in the field. • Identify mechanical conditions that require shop mechanic repair. 	O		
<p>29. <u>Demonstrate the methods used to adjust the tuning of the chain saw carburetor with tachometer.</u></p>	O		
<p>30. <u>Ensure that the guide bar and chain are in optimal working condition.</u></p> <ul style="list-style-type: none"> • Demonstrate efficient chain sharpening techniques in the field. • Identify or perform necessary repair to the guide bar and chain. • Manufacture chain loops from chain reels using proper tools. 	O		

- *Code: O = task can be completed in any situation (classroom, simulation, prescribed fire, daily job, etc.)
 I = task must be performed on an incident (flood, fire, prescribed fire, search & rescue, planned event, etc.)
 W = task must be performed on a wildland fire incident
 R = Rare event—the evaluation assignment may not provide opportunities to demonstrate performance. The evaluator may be able to determine skills/knowledge through interview or the home office may need to arrange for another assignment or a simulation.
 RX = task must be performed on a prescribed fire incident

QUALIFICATION RECORD

Continuation Sheet

POSITION: FALLER CLASS B (FALB)

TASK	C O D E*	EVALUATION RECORD #	EVALUATOR: Initial & date upon completion of task
<p><u>CHAIN SAW SITUATIONAL AWARENESS (SIZEUP)</u></p> <p>31. <u>Identify and mitigate environmental considerations that affect chain saw operations.</u></p> <ul style="list-style-type: none"> • Fire behavior • Stand health/characteristics • Hazard trees • Terrain • Weather • Visibility • Position on slope 	O		
<p>32. <u>Analyze a chain saw operation for safety and efficiency considerations.</u></p> <ul style="list-style-type: none"> • Establish and maintain communication (verbal commands and assigned radio frequencies) within chain saw team, adjoining crews, and supervisor. • Identify the medical plan and make sure that those assigned are aware of procedures to be followed in the event of a medical emergency prior to beginning work (Incident Action Plan or Job Hazard Analysis Medical Plan). • Ensure that a secure cutting area (minimum two and one-half times the height of the tree to be felled) is maintained. • Identify alternatives/solutions for situations that exceed skill level to safely perform task. 	O		

- *Code: O = task can be completed in any situation (classroom, simulation, prescribed fire, daily job, etc.)
 I = task must be performed on an incident (flood, fire, prescribed fire, search & rescue, planned event, etc.)
 W = task must be performed on a wildland fire incident
 R = Rare event—the evaluation assignment may not provide opportunities to demonstrate performance. The evaluator may be able to determine skills/knowledge through interview or the home office may need to arrange for another assignment or a simulation.
 RX = task must be performed on a prescribed fire incident

QUALIFICATION RECORD

Continuation Sheet

POSITION: FALLER CLASS B (FALB)

TASK	C O D E*	EVALUATION RECORD #	EVALUATOR: Initial & date upon completion of task
<u>CUTTING OPERATIONS</u>			
33. <u>Receive and understand a briefing from the appropriate supervisor on cutting operations.</u>	O		
34. <u>Demonstrate proper chain saw handling, wedging, and cutting techniques to successfully accomplish a chain saw operation (8- to 24-inch dbh) on a minimum of three trees.</u> <ul style="list-style-type: none"> • Apply chain saw situational awareness (sizeup). • Verbalize work plan. • Demonstrate proficiency with the conventional falling method, ensuring sufficient angle, size and depth of the face and back cut, and sufficient holding wood and stump shot to direct and guide the tree to the predetermined lay (plumb lean). • Describe and demonstrate the relationships of the face and back cuts and the purpose of the holding/hinge wood. • Demonstrate dexterity in operating the chain saw from either side of the tree (right- and left-handed stance). • Perform a stump analysis. 	O		

- *Code: O = task can be completed in any situation (classroom, simulation, prescribed fire, daily job, etc.)
 I = task must be performed on an incident (flood, fire, prescribed fire, search & rescue, planned event, etc.)
 W = task must be performed on a wildland fire incident
 R = Rare event—the evaluation assignment may not provide opportunities to demonstrate performance. The evaluator may be able to determine skills/knowledge through interview or the home office may need to arrange for another assignment or a simulation.
 RX = task must be performed on a prescribed fire incident

QUALIFICATION RECORD

Continuation Sheet

POSITION: FALLER CLASS B (FALB)

TASK	C O D E*	EVALUATION RECORD #	EVALUATOR: Initial & date upon completion of task
<p>35. <u>Demonstrate correct bucking and wedging procedures on a log whose diameter is greater than the chain saw bar length (up to a 24-inch diameter) by performing correct relief cuts to eliminate bind(s) while employing the double-cutting method to buck log into lengths for hand removal.</u></p> <ul style="list-style-type: none"> • Apply chain saw situational awareness (sizeup). • Verbalize work plan. 	O		
<p>36. <u>Demonstrate proper chain saw handling and cutting techniques to successfully remove hang-up trees.</u></p> <ul style="list-style-type: none"> • Apply chain saw situational awareness (sizeup). • Verbalize work plan. 	O		
<p><u>INCIDENT ACTIVITIES</u></p> <p>37. <u>Obtain complete briefing from the appropriate supervisor on fireline operations.</u> This includes but is not limited to:</p> <ul style="list-style-type: none"> • LCES • Incident Action Plan • MIST considerations, when applicable 	I		

- *Code: O = task can be completed in any situation (classroom, simulation, prescribed fire, daily job, etc.)
 I = task must be performed on an incident (flood, fire, prescribed fire, search & rescue, planned event, etc.)
 W = task must be performed on a wildland fire incident
 R = Rare event—the evaluation assignment may not provide opportunities to demonstrate performance. The evaluator may be able to determine skills/knowledge through interview or the home office may need to arrange for another assignment or a simulation.
 RX = task must be performed on a prescribed fire incident

QUALIFICATION RECORD

Continuation Sheet

POSITION: FALLER CLASS B (FALB)

TASK	C O D E*	EVALUATION RECORD #	EVALUATOR: Initial & date upon completion of task
38. <u>Evaluate fuels, topography, fire behavior, and weather factors throughout entire cutting operation.</u>	W/ RX		
39. <u>Demonstrate the tactical application of chain saw teams in fireline construction.</u> <ul style="list-style-type: none"> • Tactical deployment types <ul style="list-style-type: none"> - Indirect/direct - Progressive - Leap frog - Tandem • Material disposal site <ul style="list-style-type: none"> - Windows - Keyholes - Banking • Jackpot avoidance 	W/ RX		
40. <u>Demonstrate the ability to evaluate and/or successfully fall a hazard tree to the intended lay applying chain saw situational awareness (sizeup).</u> This may include but is not limited to: <ul style="list-style-type: none"> • Fire weakened • Diseased • Heavy leaner • Snag 	O		

- *Code: O = task can be completed in any situation (classroom, simulation, prescribed fire, daily job, etc.)
 I = task must be performed on an incident (flood, fire, prescribed fire, search & rescue, planned event, etc.)
 W = task must be performed on a wildland fire incident
 R = Rare event—the evaluation assignment may not provide opportunities to demonstrate performance. The evaluator may be able to determine skills/knowledge through interview or the home office may need to arrange for another assignment or a simulation.
 RX = task must be performed on a prescribed fire incident

QUALIFICATION RECORD

Continuation Sheet

POSITION: FALLER CLASS B (FALB)

TASK	C O D E*	EVALUATION RECORD #	EVALUATOR: Initial & date upon completion of task
41. <u>Demonstrate the tactical application of chain saws in a mopup operation.</u> <ul style="list-style-type: none"> • Bone piling • Cold trailing 	W/ RX		
42. <u>Demonstrate and/or discuss the tactical application of chain saws in helispot construction.</u> <ul style="list-style-type: none"> • Specifications (refer to IRPG) • Material removal sequence 	O		
43. <u>Identify hazards inherent with Wildland/Urban Interface during chain saw operations.</u> This includes but is not limited to: <ul style="list-style-type: none"> • Public • Power lines • Pets/livestock • Property 	O		

- *Code: O = task can be completed in any situation (classroom, simulation, prescribed fire, daily job, etc.)
 I = task must be performed on an incident (flood, fire, prescribed fire, search & rescue, planned event, etc.)
 W = task must be performed on a wildland fire incident
 R = Rare event—the evaluation assignment may not provide opportunities to demonstrate performance. The evaluator may be able to determine skills/knowledge through interview or the home office may need to arrange for another assignment or a simulation.
 RX = task must be performed on a prescribed fire incident

QUALIFICATION RECORD

Continuation Sheet

POSITION: FALLER CLASS B (FALB)

TASK	C O D E*	EVALUATION RECORD #	EVALUATOR: Initial & date upon completion of task
<u>TRAINING AND EVALUATION</u>			
44. <u>Participate in training apprentice sawyers in the classroom and field.</u> <ul style="list-style-type: none"> • Participate in the delivery of an agency-approved chain saw training course (S-212, Wildland Fire Chain Saws, or equivalent) or refresher. • Assign tasks to Faller Class A trainee and evaluate and document his/her work performance. 	O		

- *Code: O = task can be completed in any situation (classroom, simulation, prescribed fire, daily job, etc.)
 I = task must be performed on an incident (flood, fire, prescribed fire, search & rescue, planned event, etc.)
 W = task must be performed on a wildland fire incident
 R = Rare event—the evaluation assignment may not provide opportunities to demonstrate performance. The evaluator may be able to determine skills/knowledge through interview or the home office may need to arrange for another assignment or a simulation.
 RX = task must be performed on a prescribed fire incident

FALLER CLASS C

TASK BOOK ASSIGNED TO:
INDIVIDUAL'S NAME, DUTY STATION, AND PHONE NUMBER FALLER CLASS C TASK BOOK INITIATED BY:
OFFICIAL'S NAME, TITLE, DUTY STATION, AND PHONE NUMBER
LOCATION AND DATE THAT TASK BOOK WAS INITIATED

QUALIFICATION RECORD

POSITION: FALLER CLASS C (FALC)

TASK	C O D E*	EVALUATION RECORD #	EVALUATOR: Initial & date upon completion of task
ADDITIONAL SPECIFIC TASKS FOR FALLER CLASS C.			
<u>GENERAL</u>			
45. <u>Develop Job Hazard Analysis for chain saw operations.</u>	O		
46. <u>Identify potential hazards and mitigating techniques given various tree species, stand conditions, and visual indicators of disease.</u> <ul style="list-style-type: none"> • Conifers versus hardwood • Dead versus live • Root systems • Wood properties • Growth forms • Stand density • Conks, boles, or mistletoe 	O		
<u>ADVANCED CHAIN SAW MAINTENANCE AND TROUBLESHOOTING</u>			
47. <u>Develop shop maintenance schedules, order parts and equipment, maintain inventory, and identify problems requiring commercial chain saw shop repair.</u>	O		

- *Code: O = task can be completed in any situation (classroom, simulation, prescribed fire, daily job, etc.)
 I = task must be performed on an incident (flood, fire, prescribed fire, search & rescue, planned event, etc.)
 W = task must be performed on a wildland fire incident
 R = Rare event—the evaluation assignment may not provide opportunities to demonstrate performance. The evaluator may be able to determine skills/knowledge through interview or the home office may need to arrange for another assignment or a simulation.
 RX = task must be performed on a prescribed fire incident

QUALIFICATION RECORD

Continuation Sheet

POSITION: FALLER CLASS C (FALC)

TASK	C O D E*	EVALUATION RECORD #	EVALUATOR: Initial & date upon completion of task
48. <u>Demonstrate proficiency in advanced maintenance and troubleshooting in the field.</u> This may include but is not limited to: <ul style="list-style-type: none"> • Clutch replacement • Fuel/spark/air • Starter assembly • Bar stud • Performance problem troubleshooting • Minor mechanical problem correction 	O		
<u>CUTTING OPERATIONS</u>			
49. <u>Develop a work plan and present a briefing to the appropriate personnel on cutting operation.</u>	O		
50. <u>Demonstrate proper chain saw handling and cutting techniques to successfully accomplish felling a tree (greater than 24-inch dbh) to a predetermined lay.</u> <ul style="list-style-type: none"> • Apply chain saw situational awareness (sizeup). • Verbalize the work plan. • Perform a stump analysis. 	O		

- *Code: O = task can be completed in any situation (classroom, simulation, prescribed fire, daily job, etc.)
 I = task must be performed on an incident (flood, fire, prescribed fire, search & rescue, planned event, etc.)
 W = task must be performed on a wildland fire incident
 R = Rare event—the evaluation assignment may not provide opportunities to demonstrate performance. The evaluator may be able to determine skills/knowledge through interview or the home office may need to arrange for another assignment or a simulation.
 RX = task must be performed on a prescribed fire incident

QUALIFICATION RECORD

Continuation Sheet

POSITION: FALLER CLASS C (FALC)

TASK	C O D E*	EVALUATION RECORD #	EVALUATOR: Initial & date upon completion of task
51. <u>Demonstrate proper chain saw handling and cutting techniques to successfully accomplish felling a tree (greater than 24-inch dbh) 90 degrees off its plumbed lean.</u> <ul style="list-style-type: none"> • Apply chain saw situational awareness (sizeup). • Verbalize the work plan. • Perform a stump analysis. 	O		
52. <u>Demonstrate proper chain saw handling and cutting techniques to successfully accomplish felling a tree (greater than 24-inch dbh) employing the double-cut method.</u> <ul style="list-style-type: none"> • Apply chain saw situational awareness (sizeup). • Verbalize the work plan. • Perform a stump analysis. 	O		
53. <u>Demonstrate proper chain saw handling and vary facing techniques to successfully accomplish felling a tree (greater than 24-inch dbh) considering lack of top weight and lean.</u> <ul style="list-style-type: none"> • Apply chain saw situational awareness (sizeup). • Verbalize the work plan. • Perform a stump analysis. 	O		

- *Code: O = task can be completed in any situation (classroom, simulation, prescribed fire, daily job, etc.)
 I = task must be performed on an incident (flood, fire, prescribed fire, search & rescue, planned event, etc.)
 W = task must be performed on a wildland fire incident
 R = Rare event—the evaluation assignment may not provide opportunities to demonstrate performance. The evaluator may be able to determine skills/knowledge through interview or the home office may need to arrange for another assignment or a simulation.
 RX = task must be performed on a prescribed fire incident

QUALIFICATION RECORD

Continuation Sheet

POSITION: FALLER CLASS C (FALC)

TASK	C O D E*	EVALUATION RECORD #	EVALUATOR: Initial & date upon completion of task
<p>54. <u>Demonstrate proper chain saw handling and cutting techniques to successfully accomplish felling a heavy leaning tree (greater than 24-inch dbh) employing a side-boring, back cut technique.</u></p> <ul style="list-style-type: none"> • Apply chain saw situational awareness (sizeup). • Verbalize the work plan. • Employ double-cutting method, if possible. • Perform a stump analysis. 	O		
<p>55. <u>Demonstrate proper chain saw handling and cutting techniques to successfully accomplish felling a fire-weakened tree (greater than 24-inch dbh).</u></p> <ul style="list-style-type: none"> • Apply chain saw situational awareness (sizeup). • Verbalize the work plan. • Employ double-cutting method, if possible. • Perform a stump analysis. 	O		
<p>56. <u>Successfully mitigate a hang-up tree.</u></p> <ul style="list-style-type: none"> • Apply chain saw situational awareness (sizeup). • Verbalize the work plan. • Utilize alternative methods, if needed. <ul style="list-style-type: none"> - Avoidance (flagging, appropriate notification, etc.) - Fireline explosives - Heavy equipment 	O		

- *Code: O = task can be completed in any situation (classroom, simulation, prescribed fire, daily job, etc.)
 I = task must be performed on an incident (flood, fire, prescribed fire, search & rescue, planned event, etc.)
 W = task must be performed on a wildland fire incident
 R = Rare event—the evaluation assignment may not provide opportunities to demonstrate performance. The evaluator may be able to determine skills/knowledge through interview or the home office may need to arrange for another assignment or a simulation.
 RX = task must be performed on a prescribed fire incident

QUALIFICATION RECORD

Continuation Sheet

POSITION: FALLER CLASS C (FALC)

TASK	C O D E*	EVALUATION RECORD #	EVALUATOR: Initial & date upon completion of task
<p><u>TRAINING AND EVALUATION</u></p> <p>57. <u>Participate in training apprentice sawyers in the classroom and field.</u></p> <ul style="list-style-type: none"> • Participate in the delivery of an agency-approved chain saw training course (S-212, Wildland Fire Chain Saws, or equivalent) or refresher. • Assign tasks to Faller Class A and B trainees and evaluate and document their work performance. • Serve as mentor for Faller Class A and B trainees. 	O		

- *Code: O = task can be completed in any situation (classroom, simulation, prescribed fire, daily job, etc.)
 I = task must be performed on an incident (flood, fire, prescribed fire, search & rescue, planned event, etc.)
 W = task must be performed on a wildland fire incident
 R = Rare event—the evaluation assignment may not provide opportunities to demonstrate performance. The evaluator may be able to determine skills/knowledge through interview or the home office may need to arrange for another assignment or a simulation.
 RX = task must be performed on a prescribed fire incident

INSTRUCTIONS FOR EVALUATION RECORD

There are four separate blocks allowing evaluations to be made for each falling class category. These evaluations may be made on incidents, simulations in classroom, or in daily duties, depending on what the position task book indicates. This should be sufficient for qualification in the position if the individual is adequately prepared. There are also several pages after the evaluation records that should be used by the evaluator to record a stump analysis for trees that will be felled.

COMPLETE THESE ITEMS AT THE START OF THE EVALUATION PERIOD:

Evaluator’s name, incident/office title, and agency: List the name of the evaluator, his/her incident position or office title, and agency.

Evaluator’s home unit address and phone: Self-explanatory

#: The number in the upper left corner of the experience block identifies a particular experience or group of experiences. This number should be placed in the column labeled “Evaluation Record #” on the Qualification Record for each task performed satisfactorily.

Location of Incident/Simulation: Identify the location where the tasks were performed by agency and office.

Incident Kind: Enter kind of incident; e.g., wildland fire, prescribed fire, search and rescue, flood, etc.

COMPLETE THESE ITEMS AT THE END OF THE EVALUATION PERIOD:

Number and Type of Resources: Enter the number of resources and types assigned to the incident pertinent to the trainee’s task book position.

Duration: Enter inclusive dates during which the trainee was evaluated. This block may indicate a span of time covering several small and similar incidents if the trainee has been evaluated on that basis; e.g., several initial attack fires in similar fuel types.

Management Level or Prescribed Fire Complexity Level: Indicates ICS organization level; i.e., Type 5, Type 4, Type 3, Type 2, Type 1, Area Command or prescribed fire complexity level (low, moderate, high).

NFFL Fuel Model: For wildland fire and prescribed fire experience, enter number (1-13) of the fuel model(s) in which the incident occurred and under which the trainee was evaluated.

Grass Group	1. Short Grass (1 foot) 2. Timber (grass & understory) 3. Tall Grass (2-1/2 feet)	Timber Group	8. Closed Timber Litter 9. Hardwood Litter 10. Timber (litter understory)
Brush Group	4. Chaparral (6 feet) 5. Brush (2 feet) 6. Dormant Brush-Hardwood Slash 7. Southern Rough	Slash Group	11. Light Logging Slash 12. Medium Logging Slash 13. Heavy Logging Slash

Recommendation: Check as appropriate and/or make comments regarding the future needs for development of this trainee.

Date: List the date the record is being completed.

Evaluator’s initials: Initial here to authenticate your recommendations and to allow for comparison with initials in the Qualification Record.

Evaluator’s relevant red card rating: List your certification relevant to the trainee position you supervised.

Faller Class A Evaluation Record

<hr style="border: 0; border-top: 1px solid black; margin-bottom: 5px;"/> TRAINEE NAME	<hr style="border: 0; border-top: 1px solid black; margin-bottom: 5px;"/> TRAINEE POSITION
---	---

#1	Evaluator's name: Incident/office title & agency:				
Evaluator's home unit address & phone:					
Name and Location of Incident or Simulation (agency & area)	Incident Kind (wildland fire, search & rescue, etc.)	Number & Type of Resources Pertinent to Trainee's Position	Duration (inclusive dates in trainee status)	Management Level or Prescribed Fire Complexity Level	NFFL Fuel Model(s)
			to		
<p>The tasks initialed & dated by me have been performed under my supervision in a satisfactory manner by the above named trainee. I recommend the following for further development of this trainee.</p> <p>_____ The individual has successfully performed all tasks for the position and should be considered for certification.</p> <p>_____ The individual was not able to complete certain tasks (comments below) or additional guidance is required.</p> <p>_____ Not all tasks were evaluated on this assignment and an additional assignment is needed to complete the evaluation.</p> <p>_____ The individual is severely deficient in the performance of tasks for the position and needs further training (both required & knowledge and skills needed) prior to additional assignment(s) as a trainee.</p> <p>Recommendations: _____</p> <p>_____</p> <p>_____</p> <p>_____</p> <p>_____</p> <p>Date: _____ Evaluator's initials: _____ Evaluator's relevant red card (or agency certification) rating: _____</p>					

#2	Evaluator's name: Incident/office title & agency:				
Evaluator's home unit address & phone:					
Name and Location of Incident or Simulation (agency & area)	Incident Kind (wildland fire, search & rescue, etc.)	Number & Type of Resources Pertinent to Trainee's Position	Duration (inclusive dates in trainee status)	Management Level or Prescribed Fire Complexity Level	NFFL Fuel Model(s)
			to		
<p>The tasks initialed & dated by me have been performed under my supervision in a satisfactory manner by the above named trainee. I recommend the following for further development of this trainee.</p> <p>_____ The individual has successfully performed all tasks for the position and should be considered for certification.</p> <p>_____ The individual was not able to complete certain tasks (comments below) or additional guidance is required.</p> <p>_____ Not all tasks were evaluated on this assignment and an additional assignment is needed to complete the evaluation.</p> <p>_____ The individual is severely deficient in the performance of tasks for the position and needs further training (both required & knowledge and skills needed) prior to additional assignment(s) as a trainee.</p> <p>Recommendations: _____</p> <p>_____</p> <p>_____</p> <p>_____</p> <p>_____</p> <p>Date: _____ Evaluator's initials: _____ Evaluator's relevant red card (or agency certification) rating: _____</p>					

**Faller Class A Evaluation Record
(Continuation Sheet)**

TRAINEE NAME	TRAINEE POSITION
--------------	------------------

#3	Evaluator's name: Incident/office title & agency:				
Evaluator's home unit address & phone:					
Name and Location of Incident or Simulation (agency & area)	Incident Kind (wildland fire, search & rescue, etc.)	Number & Type of Resources Pertinent to Trainee's Position	Duration (inclusive dates in trainee status)	Management Level or Prescribed Fire Complexity Level	NFFL Fuel Model(s)
			to		
The tasks initialed & dated by me have been performed under my supervision in a satisfactory manner by the above named trainee. I recommend the following for further development of this trainee. <input type="checkbox"/> The individual has successfully performed all tasks for the position and should be considered for certification. <input type="checkbox"/> The individual was not able to complete certain tasks (comments below) or additional guidance is required. <input type="checkbox"/> Not all tasks were evaluated on this assignment and an additional assignment is needed to complete the evaluation. <input type="checkbox"/> The individual is severely deficient in the performance of tasks for the position and needs further training (both required & knowledge and skills needed) prior to additional assignment(s) as a trainee. Recommendations: _____ _____ _____ _____ _____ Date: _____ Evaluator's initials: _____ Evaluator's relevant red card (or agency certification) rating: _____					

#4	Evaluator's name: Incident/office title & agency:				
Evaluator's home unit address & phone:					
Name and Location of Incident or Simulation (agency & area)	Incident Kind (wildland fire, search & rescue, etc.)	Number & Type of Resources Pertinent to Trainee's Position	Duration (inclusive dates in trainee status)	Management Level or Prescribed Fire Complexity Level	NFFL Fuel Model(s)
			to		
The tasks initialed & dated by me have been performed under my supervision in a satisfactory manner by the above named trainee. I recommend the following for further development of this trainee. <input type="checkbox"/> The individual has successfully performed all tasks for the position and should be considered for certification. <input type="checkbox"/> The individual was not able to complete certain tasks (comments below) or additional guidance is required. <input type="checkbox"/> Not all tasks were evaluated on this assignment and an additional assignment is needed to complete the evaluation. <input type="checkbox"/> The individual is severely deficient in the performance of tasks for the position and needs further training (both required & knowledge and skills needed) prior to additional assignment(s) as a trainee. Recommendations: _____ _____ _____ _____ _____ Date: _____ Evaluator's initials: _____ Evaluator's relevant red card (or agency certification) rating: _____					

Faller Class B Evaluation Record

<hr style="border: 0; border-top: 1px solid black; margin-bottom: 5px;"/> TRAINEE NAME	<hr style="border: 0; border-top: 1px solid black; margin-bottom: 5px;"/> TRAINEE POSITION
---	---

#1	Evaluator's name: Incident/office title & agency:				
Evaluator's home unit address & phone:					
Name and Location of Incident or Simulation (agency & area)	Incident Kind (wildland fire, search & rescue, etc.)	Number & Type of Resources Pertinent to Trainee's Position	Duration (inclusive dates in trainee status)	Management Level or Prescribed Fire Complexity Level	NFFL Fuel Model(s)
			to		
The tasks initialed & dated by me have been performed under my supervision in a satisfactory manner by the above named trainee. I recommend the following for further development of this trainee. _____ The individual has successfully performed all tasks for the position and should be considered for certification. _____ The individual was not able to complete certain tasks (comments below) or additional guidance is required. _____ Not all tasks were evaluated on this assignment and an additional assignment is needed to complete the evaluation. _____ The individual is severely deficient in the performance of tasks for the position and needs further training (both required & knowledge and skills needed) prior to additional assignment(s) as a trainee. Recommendations: _____ _____ _____ _____ _____ _____ _____ _____					
Date: _____ Evaluator's initials: _____ Evaluator's relevant red card (or agency certification) rating: _____					

#2	Evaluator's name: Incident/office title & agency:				
Evaluator's home unit address & phone:					
Name and Location of Incident or Simulation (agency & area)	Incident Kind (wildland fire, search & rescue, etc.)	Number & Type of Resources Pertinent to Trainee's Position	Duration (inclusive dates in trainee status)	Management Level or Prescribed Fire Complexity Level	NFFL Fuel Model(s)
			to		
The tasks initialed & dated by me have been performed under my supervision in a satisfactory manner by the above named trainee. I recommend the following for further development of this trainee. _____ The individual has successfully performed all tasks for the position and should be considered for certification. _____ The individual was not able to complete certain tasks (comments below) or additional guidance is required. _____ Not all tasks were evaluated on this assignment and an additional assignment is needed to complete the evaluation. _____ The individual is severely deficient in the performance of tasks for the position and needs further training (both required & knowledge and skills needed) prior to additional assignment(s) as a trainee. Recommendations: _____ _____ _____ _____ _____ _____ _____ _____					
Date: _____ Evaluator's initials: _____ Evaluator's relevant red card (or agency certification) rating: _____					

**Faller Class B Evaluation Record
(Continuation Sheet)**

TRAINEE NAME	TRAINEE POSITION
---------------------	-------------------------

#3	Evaluator's name: Incident/office title & agency:				
Evaluator's home unit address & phone:					
Name and Location of Incident or Simulation (agency & area)	Incident Kind (wildland fire, search & rescue, etc.)	Number & Type of Resources Pertinent to Trainee's Position	Duration (inclusive dates in trainee status)	Management Level or Prescribed Fire Complexity Level	NFFL Fuel Model(s)
			to		
<p>The tasks initialed & dated by me have been performed under my supervision in a satisfactory manner by the above named trainee. I recommend the following for further development of this trainee.</p> <p>_____ The individual has successfully performed all tasks for the position and should be considered for certification.</p> <p>_____ The individual was not able to complete certain tasks (comments below) or additional guidance is required.</p> <p>_____ Not all tasks were evaluated on this assignment and an additional assignment is needed to complete the evaluation.</p> <p>_____ The individual is severely deficient in the performance of tasks for the position and needs further training (both required & knowledge and skills needed) prior to additional assignment(s) as a trainee.</p> <p>Recommendations: _____</p> <p>_____</p> <p>_____</p> <p>_____</p> <p>_____</p> <p>Date: _____ Evaluator's initials: _____ Evaluator's relevant red card (or agency certification) rating: _____</p>					

#4	Evaluator's name: Incident/office title & agency:				
Evaluator's home unit address & phone:					
Name and Location of Incident or Simulation (agency & area)	Incident Kind (wildland fire, search & rescue, etc.)	Number & Type of Resources Pertinent to Trainee's Position	Duration (inclusive dates in trainee status)	Management Level or Prescribed Fire Complexity Level	NFFL Fuel Model(s)
			to		
<p>The tasks initialed & dated by me have been performed under my supervision in a satisfactory manner by the above named trainee. I recommend the following for further development of this trainee.</p> <p>_____ The individual has successfully performed all tasks for the position and should be considered for certification.</p> <p>_____ The individual was not able to complete certain tasks (comments below) or additional guidance is required.</p> <p>_____ Not all tasks were evaluated on this assignment and an additional assignment is needed to complete the evaluation.</p> <p>_____ The individual is severely deficient in the performance of tasks for the position and needs further training (both required & knowledge and skills needed) prior to additional assignment(s) as a trainee.</p> <p>Recommendations: _____</p> <p>_____</p> <p>_____</p> <p>_____</p> <p>_____</p> <p>Date: _____ Evaluator's initials: _____ Evaluator's relevant red card (or agency certification) rating: _____</p>					

Faller Class C Evaluation Record

<hr style="border: none; border-top: 1px solid black;"/> TRAINEE NAME	<hr style="border: none; border-top: 1px solid black;"/> TRAINEE POSITION
--	--

#1	Evaluator's name: Incident/office title & agency:				
Evaluator's home unit address & phone:					
Name and Location of Incident or Simulation (agency & area)	Incident Kind (wildland fire, search & rescue, etc.)	Number & Type of Resources Pertinent to Trainee's Position	Duration (inclusive dates in trainee status)	Management Level or Prescribed Fire Complexity Level	NFFL Fuel Model(s)
			to		
The tasks initialed & dated by me have been performed under my supervision in a satisfactory manner by the above named trainee. I recommend the following for further development of this trainee. _____ The individual has successfully performed all tasks for the position and should be considered for certification. _____ The individual was not able to complete certain tasks (comments below) or additional guidance is required. _____ Not all tasks were evaluated on this assignment and an additional assignment is needed to complete the evaluation. _____ The individual is severely deficient in the performance of tasks for the position and needs further training (both required & knowledge and skills needed) prior to additional assignment(s) as a trainee. Recommendations: _____ _____ _____ _____ _____ _____					
Date: _____ Evaluator's initials: _____ Evaluator's relevant red card (or agency certification) rating: _____					

#2	Evaluator's name: Incident/office title & agency:				
Evaluator's home unit address & phone:					
Name and Location of Incident or Simulation (agency & area)	Incident Kind (wildland fire, search & rescue, etc.)	Number & Type of Resources Pertinent to Trainee's Position	Duration (inclusive dates in trainee status)	Management Level or Prescribed Fire Complexity Level	NFFL Fuel Model(s)
			to		
The tasks initialed & dated by me have been performed under my supervision in a satisfactory manner by the above named trainee. I recommend the following for further development of this trainee. _____ The individual has successfully performed all tasks for the position and should be considered for certification. _____ The individual was not able to complete certain tasks (comments below) or additional guidance is required. _____ Not all tasks were evaluated on this assignment and an additional assignment is needed to complete the evaluation. _____ The individual is severely deficient in the performance of tasks for the position and needs further training (both required & knowledge and skills needed) prior to additional assignment(s) as a trainee. Recommendations: _____ _____ _____ _____ _____ _____					
Date: _____ Evaluator's initials: _____ Evaluator's relevant red card (or agency certification) rating: _____					







**Faller Class C Evaluation Record
(Continuation Sheet)**

TRAINEE NAME	TRAINEE POSITION
--------------	------------------







#3	Evaluator's name: _____ Incident/office title & agency: _____				
Evaluator's home unit address & phone: _____					
Name and Location of Incident or Simulation (agency & area)	Incident Kind (wildland fire, search & rescue, etc.)	Number & Type of Resources Pertinent to Trainee's Position	Duration (inclusive dates in trainee status)	Management Level or Prescribed Fire Complexity Level	NFFL Fuel Model(s)
			to		
<p>The tasks initialed & dated by me have been performed under my supervision in a satisfactory manner by the above named trainee. I recommend the following for further development of this trainee.</p> <p>_____ The individual has successfully performed all tasks for the position and should be considered for certification.</p> <p>_____ The individual was not able to complete certain tasks (comments below) or additional guidance is required.</p> <p>_____ Not all tasks were evaluated on this assignment and an additional assignment is needed to complete the evaluation.</p> <p>_____ The individual is severely deficient in the performance of tasks for the position and needs further training (both required & knowledge and skills needed) prior to additional assignment(s) as a trainee.</p> <p>Recommendations: _____</p> <p>_____</p> <p>_____</p> <p>_____</p> <p>_____</p> <p>Date: _____ Evaluator's initials: _____ Evaluator's relevant red card (or agency certification) rating: _____</p>					

#4	Evaluator's name: _____ Incident/office title & agency: _____				
Evaluator's home unit address & phone: _____					
Name and Location of Incident or Simulation (agency & area)	Incident Kind (wildland fire, search & rescue, etc.)	Number & Type of Resources Pertinent to Trainee's Position	Duration (inclusive dates in trainee status)	Management Level or Prescribed Fire Complexity Level	NFFL Fuel Model(s)
			to		
<p>The tasks initialed & dated by me have been performed under my supervision in a satisfactory manner by the above named trainee. I recommend the following for further development of this trainee.</p> <p>_____ The individual has successfully performed all tasks for the position and should be considered for certification.</p> <p>_____ The individual was not able to complete certain tasks (comments below) or additional guidance is required.</p> <p>_____ Not all tasks were evaluated on this assignment and an additional assignment is needed to complete the evaluation.</p> <p>_____ The individual is severely deficient in the performance of tasks for the position and needs further training (both required & knowledge and skills needed) prior to additional assignment(s) as a trainee.</p> <p>Recommendations: _____</p> <p>_____</p> <p>_____</p> <p>_____</p> <p>_____</p> <p>Date: _____ Evaluator's initials: _____ Evaluator's relevant red card (or agency certification) rating: _____</p>					










Faller Class A Stump Analysis

EVALUATOR'S STUMP ANALYSIS SKETCHES		
		
<p style="text-align: center;">Tree 1</p> Height _____ DBH _____ % Slope _____ Species _____ Condition _____ Feet from Center of Lay _____	<p style="text-align: center;">Tree 2</p> Height _____ DBH _____ % Slope _____ Species _____ Condition _____ Feet from Center of Lay _____	<p style="text-align: center;">Tree 3</p> Height _____ DBH _____ % Slope _____ Species _____ Condition _____ Feet from Center of Lay _____
Evaluation Block Reference #: _____	Evaluation Block Reference #: _____	Evaluation Block Reference #: _____
		
<p style="text-align: center;">Tree 4</p> Height _____ DBH _____ % Slope _____ Species _____ Condition _____ Feet from Center of Lay _____	<p style="text-align: center;">Tree 5</p> Height _____ DBH _____ % Slope _____ Species _____ Condition _____ Feet from Center of Lay _____	<p style="text-align: center;">Tree 6</p> Height _____ DBH _____ % Slope _____ Species _____ Condition _____ Feet from Center of Lay _____
Evaluation Block Reference #: _____	Evaluation Block Reference #: _____	Evaluation Block Reference #: _____

Faller Class B Stump Analysis

EVALUATOR'S STUMP ANALYSIS SKETCHES		
		
<p style="text-align: center;">Tree 1</p> Height _____ DBH _____ % Slope _____ Species _____ Condition _____ Feet from Center of Lay _____	<p style="text-align: center;">Tree 2</p> Height _____ DBH _____ % Slope _____ Species _____ Condition _____ Feet from Center of Lay _____	<p style="text-align: center;">Tree 3</p> Height _____ DBH _____ % Slope _____ Species _____ Condition _____ Feet from Center of Lay _____
Evaluation Block Reference #: _____	Evaluation Block Reference #: _____	Evaluation Block Reference #: _____
		
<p style="text-align: center;">Tree 4</p> Height _____ DBH _____ % Slope _____ Species _____ Condition _____ Feet from Center of Lay _____	<p style="text-align: center;">Tree 5</p> Height _____ DBH _____ % Slope _____ Species _____ Condition _____ Feet from Center of Lay _____	<p style="text-align: center;">Tree 6</p> Height _____ DBH _____ % Slope _____ Species _____ Condition _____ Feet from Center of Lay _____
Evaluation Block Reference #: _____	Evaluation Block Reference #: _____	Evaluation Block Reference #: _____

Faller Class C Stump Analysis

EVALUATOR'S STUMP ANALYSIS SKETCHES		
		
<p style="text-align: center;">Tree 1</p> Height _____ DBH _____ % Slope _____ Species _____ Condition _____ Feet from Center of Lay _____	<p style="text-align: center;">Tree 2</p> Height _____ DBH _____ % Slope _____ Species _____ Condition _____ Feet from Center of Lay _____	<p style="text-align: center;">Tree 3</p> Height _____ DBH _____ % Slope _____ Species _____ Condition _____ Feet from Center of Lay _____
Evaluation Block Reference #: _____	Evaluation Block Reference #: _____	Evaluation Block Reference #: _____
		
<p style="text-align: center;">Tree 4</p> Height _____ DBH _____ % Slope _____ Species _____ Condition _____ Feet from Center of Lay _____	<p style="text-align: center;">Tree 5</p> Height _____ DBH _____ % Slope _____ Species _____ Condition _____ Feet from Center of Lay _____	<p style="text-align: center;">Tree 6</p> Height _____ DBH _____ % Slope _____ Species _____ Condition _____ Feet from Center of Lay _____
Evaluation Block Reference #: _____	Evaluation Block Reference #: _____	Evaluation Block Reference #: _____
		
<p style="text-align: center;">Tree 7</p> Height _____ DBH _____ % Slope _____ Species _____ Condition _____ Feet from Center of Lay _____	<p style="text-align: center;">Tree 8</p> Height _____ DBH _____ % Slope _____ Species _____ Condition _____ Feet from Center of Lay _____	<p style="text-align: center;">Tree 9</p> Height _____ DBH _____ % Slope _____ Species _____ Condition _____ Feet from Center of Lay _____
Evaluation Block Reference #: _____	Evaluation Block Reference #: _____	Evaluation Block Reference #: _____